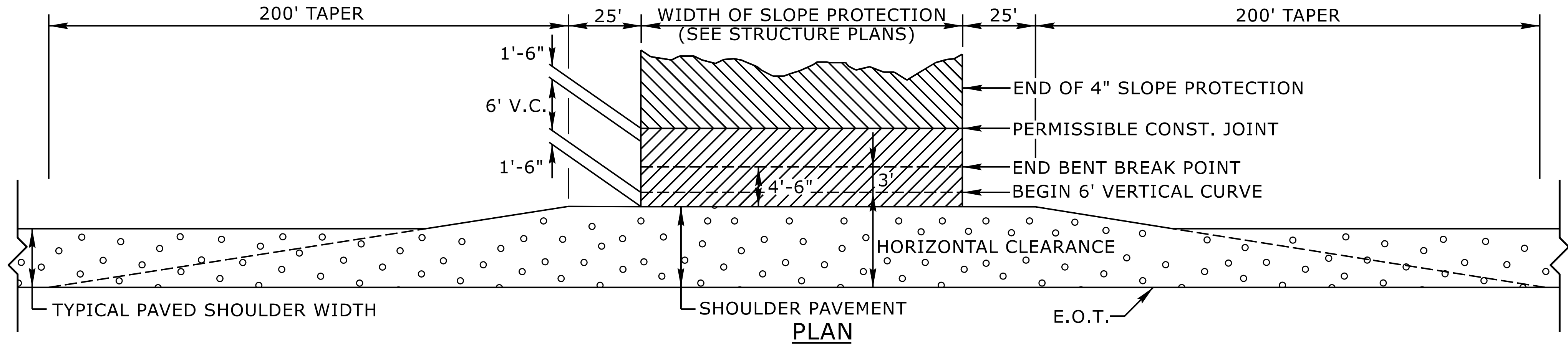
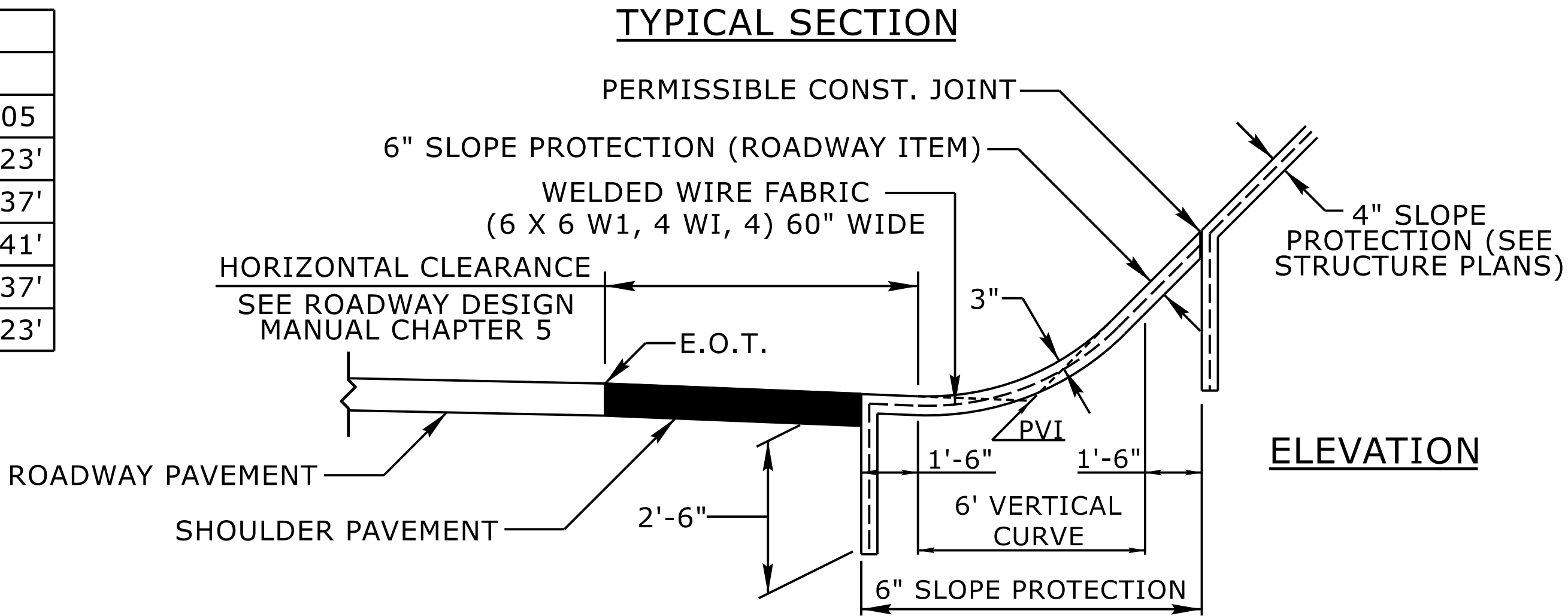
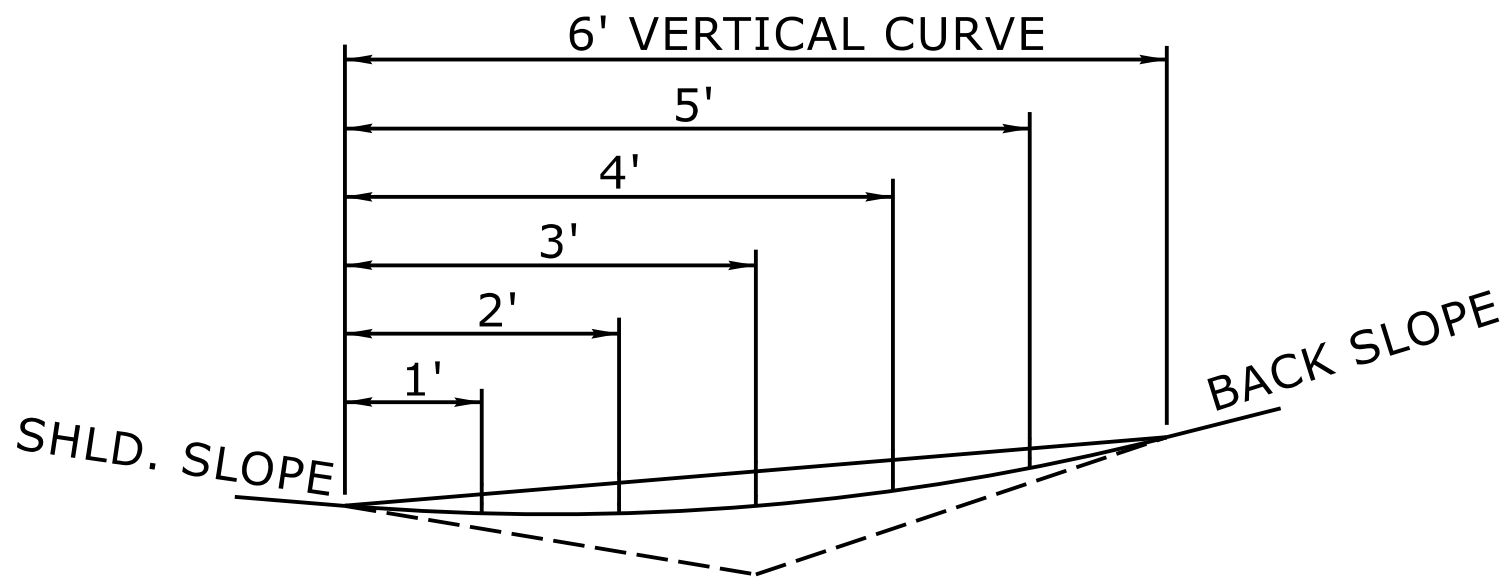


HORZ. DIM.	1½:1 BACK SLOPE									
	SHOULDER SLOPE									
	.04	.03	.02	.01	.00	-.01	-.02	-.03	-.04	-.05
1'	0.26'	0.27'	0.27'	0.27'	0.28'	0.28'	0.28'	0.29'	0.30'	0.31'
2'	0.42'	0.42'	0.43'	0.44'	0.44'	0.45'	0.46'	0.46'	0.47'	0.48'
3'	0.47'	0.48'	0.49'	0.49'	0.50'	0.51'	0.52'	0.52'	0.53'	0.54'
4'	0.42'	0.42'	0.43'	0.44'	0.44'	0.45'	0.46'	0.46'	0.47'	0.48'
5'	0.26'	0.27'	0.27'	0.27'	0.28'	0.28'	0.28'	0.29'	0.30'	0.31'

HORZ. DIM.	2:1 BACK SLOPE									
	SHOULDER SLOPE									
	.04	.03	.02	.01	.00	-.01	-.02	-.03	-.04	-.05
1'	0.19'	0.20'	0.20'	0.20'	0.21'	0.21'	0.22'	0.22'	0.23'	0.23'
2'	0.31'	0.31'	0.32'	0.33'	0.33'	0.34'	0.35'	0.35'	0.36'	0.37'
3'	0.35'	0.35'	0.36'	0.37'	0.38'	0.38'	0.39'	0.40'	0.41'	0.41'
4'	0.31'	0.31'	0.32'	0.33'	0.33'	0.34'	0.35'	0.35'	0.36'	0.37'
5'	0.19'	0.20'	0.20'	0.20'	0.21'	0.21'	0.22'	0.22'	0.23'	0.23'

VERTICAL CURVE OFFSET  
(FOR 6' V.C. AT BRIDGES)




- NOTES:
- SHOULDER PAVEMENT SHOULD BE CONSTRUCTED AS SHOWN IN THE PLANS WITH THE SAME PAVEMENT DESIGN USED ON THE PAVED SHOULDER APPROACHING THE STRUCTURE UNDERPASS.
  - SLOPE PROTECTION SHALL BE REINFORCED CONCRETE IN ACCORDANCE WITH SECTION 462.
  - OFFSETS FOR 6' V.C. DENOTES FINISHED GRADE OF SLOPE PROTECTION.
  - THIS STANDARD IS TO BE USED WITH A NATURAL OR FALSE CUT ON THE APPROACHES (SEE ROADWAY STANDARD DRAWING 225.07).

STATE OF  
NORTH CAROLINA  
DEPT. OF TRANSPORTATION  
DIVISION OF HIGHWAYS  
RALEIGH, N.C.

ROADWAY DETAIL DRAWING FOR  
**GUIDE FOR PAVING  
SHOULDER UNDER BRIDGES**  
METHOD III

SHEET 1 OF 1  
**610D03**



DOCUMENT NOT CONSIDERED FINAL  
UNLESS ALL SIGNATURES COMPLETED

CONTRACTS STANDARDS  
AND DEVELOPMENT UNIT  
Office 919-707-6950 FAX 919-250-4119

SEE TITLE BLOCK

ORIGINAL BY: L.SMITH DATE: 9-17-2025  
MODIFIED BY: DATE:  
CHECKED BY: DATE:  
FILE SPEC.: DATE: